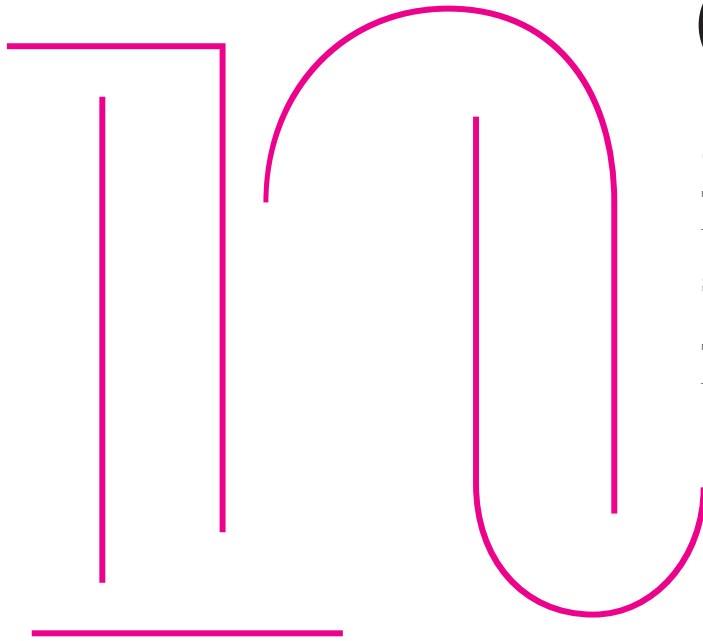




Geotica

exljbris Font Foundry




Geotica

Geometric fun


The idea behind Geotica was to build a font out of -more or less- simple geometrical elements.

The open wire frame could then be left open or (partially) filled.



Four grades of Geotica

Geotica comes in four different grades or line thicknesses so it's suitable for a broad use. Each grade has four styles.



Fully Loaded

Geotica is loaded with swashes, final forms, lots of ligatures and ornaments.

Geotica
One Comes
in Four
Styles. Open,
Regular,
Engraved &
Fill

Geotica

Two, **Three**
& **Four** are

available in

those four

styles

also!

Deo
Machina
Questions
For a
Hectic
Orb



Geotica



Aa Bb Cc Dd Ee Ff Gg Hh Ii
Jj Kk Ll Mm Nn Oo Pp Qq
Rr Ss Tt Uu Vv Ww Xx Yy Zz

Aa Bb Cc Dd Ee Ff
Gg Hh Ii Jj Kk Ll Mm
Nn Oo Pp Qq Rr Ss Tt
Uu Vv Ww Xx Yy Zz

0 1 2 3 4 5 6 7 8 9 ! ? @

∞ ∞ ∞ ∞ ∞ ∞ ∞ ∞ ∞ ∞

ct ch ck st sh sk it fi ffi fl ffi

Geotica



it ck fj sp ffi ffl cb ch
cp sb sh sk fb fh fkffb ffh
ffk ffj st ct ff ¶ it ck sp cb
ch cp sb sh sk st ct ff

Áá Àà Ââ Ää Ãã Āā Ăă Ąą Åå Ææ Çç Cé Êê Ćć Ćć Ćć
Đđ Đđ Đđ Éé Èè Êê Ęę Ęę Ęę Ęę Ęę Ęę Ęę Ęę Ęę Ęę
Ĝĝ Ĥĥ Íí Ìì Îî Ĭĭ Ĭĭ Ĭĭ Ĭĭ Ĭĭ Ĭĭ Ĭĭ Ĭĭ Ĭĭ Ĭĭ Ĭĭ Ĭĭ Ĭĭ
Ľĺ Ńń Ńń Ńń Ńń Ńń Ńń Ńń Ńń Ńń Ńń Ńń Ńń Ńń Ńń Ńń Ńń Ńń
Ōō Ōō Œœ Þþ Ŕŕ Ŗŗ Řŗ Śś Śś Śś Śś Śś Śś Śś Śś Śś Śś
Úú Ûù Ūū Ŭŭ Ůů Űű Ųű Ŵű Ŷű Ýý Ÿÿ Źź Źź Źź
¶ Áá Àà Ââ Ää Ãã Āā Ăă Ąą Åå Ææ Çç Cé Êê Ćć Ćć Ćć
Đđ Đđ Đđ Éé Èè Êê Ęę Ęę Ęę Ęę Ęę Ęę Ęę Ęę Ęę Ęę
Ĝĝ Ĥĥ Íí Ìì Îî Ĭĭ Ĭĭ Ĭĭ Ĭĭ Ĭĭ Ĭĭ Ĭĭ Ĭĭ Ĭĭ Ĭĭ Ĭĭ Ĭĭ
Ľĺ Ńń Ńń Ńń Ńń Ńń Ńń Ńń Ńń Ńń Ńń Ńń Ńń Ńń Ńń Ńń Ńń Ńń
Ōō Ōō Ōō Ōō Ōō Ōō Ōō Ōō Ōō Ōō Ōō Ōō Ōō Ōō Ōō Ōō Ōō Ōō
Œœ Þþ Ŕŕ Ŗŗ Řŗ Śś Śś Śś Śś Śś Śś Śś Śś Śś Śś
Úú Ûù Ūū Ŭŭ Ůů Űű Ųű Ŵű Ŷű Ýý Ÿÿ Źź Źź Źź

[opentype features]

Ham Burg Fo > Ham Burg Fo

swashes / initial form

Do You Care > Do You Care

final form / stylistic set 1

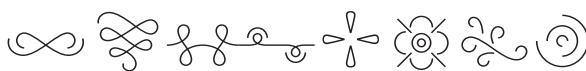
affloat finny! affloat finny!

ligatures

Luck with isp Luck with isp

discretionary ligatures

1234567890



stylistic set 2 (ornaments)

[using Fill]

FiIII + iIII = FiIII

FiIII + iIII = FiIII

FiIII + iIII = FiIII

To apply the fill style just put it behind (or in a layer below) the font you want to fill. The fill has no overlap, so if needed you have to make that yourself. You need an application program that supports color printing and accurate registration of overlaid elements.

SPECIAL THANKS TO

Igino Marini for his iKern service

Karsten Luecke for the tech hotline

**and everyone for their
constructive comments**



exljbris Font Foundry

www.exljbris.com | me@exljbris.com

© Jos Buivenga, 2010